

Cricut Design Space Tool



Cheat Sheet

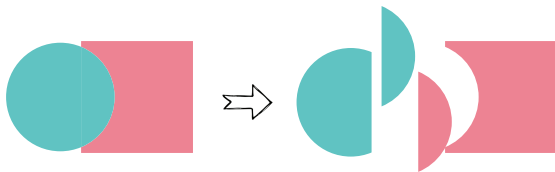
GROUP

Keeps shape together while moving in Design Space.
Cuts separately on mats.
Can ungroup.



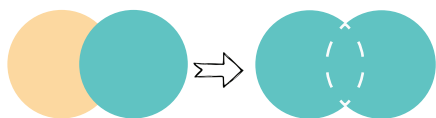
SLICE

Must be two layers only.
Cuts along all overlaps and creates new shapes.
CanNOT be undone.




ATTACH

Will be cut exactly as positioned. Great for keeping text together. Overlaps will be cut through. Can detach.



FLATTEN

Turns layers into one print then cut layer. Can be undone.



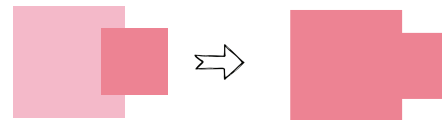
CONTOUR

Turn off or turn back on any of the cut lines in a design.



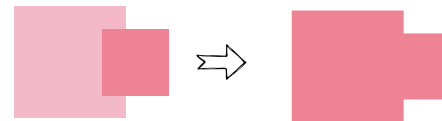
WELD

Any number of layers. It all becomes one layer, and any overlaps the cut line becomes the outline of shapes.
CanNOT be undone.




UNITE

Similar to weld - creates a new outline. Can be undone.



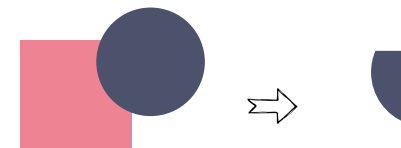
SUBTRACT

Deletes the layer that is on top, and anything underneath it. Can be undone.



INTERSECT

Leaves only the part that is overlapped. Can be undone.



EXCLUDE

Anywhere there is overlap disappears. Can be undone.

